

# Exploring Easter together: Easter resources for the whole school



We have found the following suggestions online for Easter activities and have collated them for use, perhaps as a whole school theme day. Additional resources to supplement the day are also suggested from Christian Aid.

## Activity 1: Telling the Easter story





Using

These 8 videos tell the story of Easter, starting with Jesus' triumphant entry into Jerusalem (Palm Sunday) through to His ascension back into heaven

[https://www.youtube.com/playlist?list=PLvEb8AA7B8J\\_ebCb6iqBnONvhZIswtXfD](https://www.youtube.com/playlist?list=PLvEb8AA7B8J_ebCb6iqBnONvhZIswtXfD)

This video explains from a Christian's perspective how the Easter story fits into God's story.

<https://www.youtube.com/watch?app=desktop&v=cZ4gQniUVO8&t=12s>



## Activity 2: Easter Artefacts

Idea accredited to Lat Blaylock

|                             | <b>Early Years</b>   | <b>KS1</b>  | <b>LKS2</b>  | <b>UKS2</b>   |
|-----------------------------|--|---|--|---|
| <b>Suggested Activities</b> | Display up to 8 artefacts on a tray – how many can you name? Pass round the circle for children to look at and feel. | Play Kim's game. Put up to 8 artefacts on a tray to observe for 1 minute. Cover with a cloth and ask children to draw and name everything they saw. What did they miss? | Play Kim's game. Put up to 10 artefacts on a tray to observe for 1 minute. Cover with a cloth and ask children to write a list of everything they saw. What did they miss? | Play Kim's game. Put up to 12 artefacts on a tray to observe for 1 minute. Cover with a cloth and ask children to draw and name everything they saw. What did they miss?          |
| <b>Suggested Questions</b>  | What has each item feel like? What has it got to do with Easter?   | Which item could you have Easter without and why? Which do you think is the most important and why?   | What matters most to Christians? Why do you think this is? Which item(s) could you have Easter without and why?  | Which items are mentioned in the Bible and which are not mentioned? Which item could you have Easter without and why? How does each object link to a belief that Christians hold? |


**Suggested Resources:** *Where possible, the real thing would work better. If not possible, print out a picture.*

Praying hands, crucifix/cross with Jesus on, an empty cross, boiled egg, chocolate egg, palm leaf, bread, hot cross bun, a stone, silver coins, bandage, a large nail.



### Activity 3: Art by Hannah Dunnett

1. Have a look at Hannah Dunnett's wonderful artwork on her [website](#). Look at how she writes Bible verses inside her pictures.
2. [Here](#) is a 30-sentence retelling of the stories of Holy Week and Easter, written by [NATRE / RE Today](#). Give each pupil one sentence to illustrate to go alongside their sentence. Introduce new vocabulary.



Copyright: Hannah Dunnett

3. Draw a picture to match the sentence you have been given.
4. Then, write the sentence inside the picture, in the style of Hannah Dunnett.

#### Suggested Resources:

<https://www.benandhannahdunnett.com/>  
<https://www.natre.org.uk/uploads/Member%20Resources/RE%20Today%20Resources/RE%20today%20magazine/Spring%202024/Easter%20story%20in%2030%20sentences%20S.pdf>



## Activity 4: Art by Si Smith

Simon Smith is a freelance illustrator and artist, currently based in Leeds. He has created a series of 12 illustrations as a way of depicting the story of Jesus' resurrection as if it was happening now in the UK! 3 of the images are available on the link below.



Copyright: Si Smith

|                             | <b>Early Years</b>   | <b>KS1</b>   | <b>LKS2</b>   | <b>UKS2</b>   |
|-----------------------------|--|--|---|---|
| <b>Suggested Activities</b> | Look at each picture and discuss what you can see.           | Look at each picture and discuss what you can see.<br>Add thought bubbles to each character – what might they be thinking? | Look at each picture and discuss what you can see. Add thought bubbles to each character – what might they be thinking?                   | Look at each picture and discuss what you can see. Create own artwork in the style of Si Smith – perhaps you could imagine Jesus was resurrected in your local community. Add speech bubbles to each character – what might they be saying?   |
| <b>Suggested Questions</b>  | What can you spot in the pictures? Do you like this artwork? | Why are the police there? Why are there clothes on a chair? Can you spot the angel? What time of day is it? Etc.           | How does each character link to the Easter story? Why are the police there? Who do they represent? Why are there clothes on a chair? Etc. | Si Smith was quoted as saying, "I think that setting the story in the here-and-now, in the place where I live, immediately makes the narrative and the characters...more accessible. It earths the story somewhere very solid and tangible." What do you think he means? Who might the different people in the pictures be? |

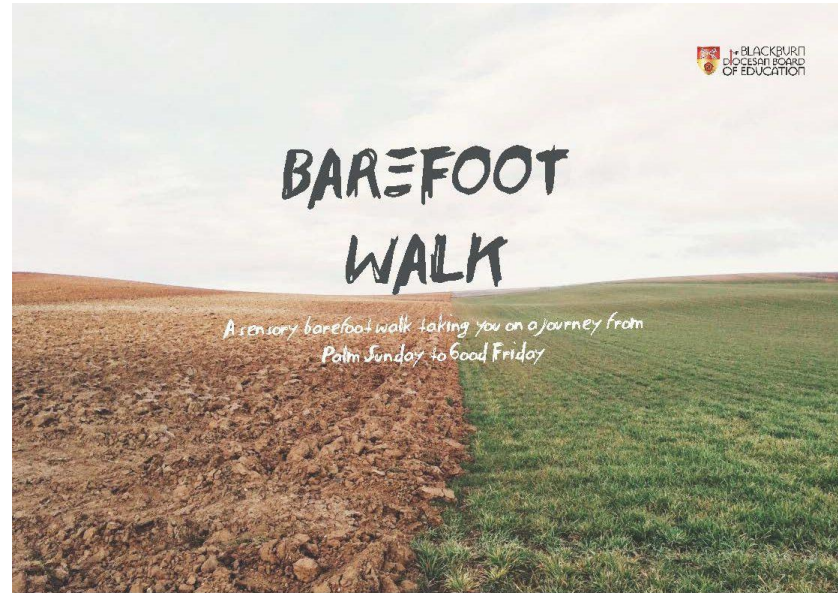
**Suggested Resource:**

<https://ltlre.org/wp-content/uploads/2023/10/1A-Risen-In-Leeds.pdf>



THE CHURCH  
OF ENGLAND  
Diocese of St Edmundsbury  
and Ipswich

## Activity 5: Barefoot Easter Walk



**Download the free resource.**

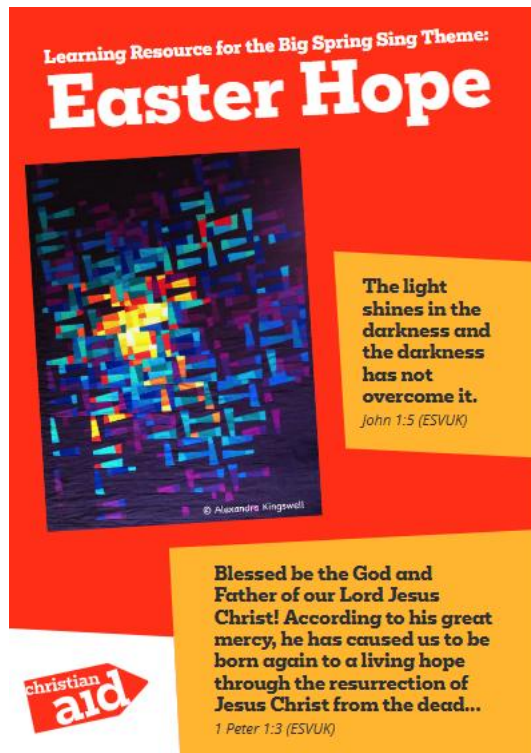
**All activities and questions are included in this sensory activity.**

**Suggested Resources:**

<https://www.bdeducation.org.uk/product/barefoot-easter-walk/>



THE CHURCH  
OF ENGLAND  
**Diocese of St Edmundsbury  
and Ipswich**



## Activity 6: Easter Hope

This learning resource starts by unpacking the Easter Bible story with the theme of 'Easter Hope'. There is a short explanation of how Christian Aid's work links to the wider Easter theme. After this, learning activities are given under three 'Big Questions', and we advise you to do at least one activity for each of these.

This learning pack, and many more Easter resources, including songs, are available here:

<https://cofesuffolk.padlet.org/jacquistudd1/LentandEaster>

